









WEST ELEVATION ①
SCALE: 1/8" = 1'-0"



NORTH ELEVATION ②
SCALE: 1/8" = 1'-0"

GENERAL NOTES:	KEY NOTES: 
1. REFER TO CANDLEWOOD SUITES STANDARDS MANUAL GUIDE FOR ADDITIONAL INFORMATION REGARDING EXTERIOR MATERIALS, CONSTRUCTION REQUIREMENTS AND SIGNAGE REQUIREMENTS.	1. CEMENT STUCCO SYSTEM - SEE FINISH LEGEND FOR COLOR.
FINISH LEGEND	2. CONTROL JOINT - LOCATIONS AS SHOWN WITH ADDITIONAL JOINTS IF REQUIRED BY STUCCO SYSTEM.
 P1 - CEMENT STUCCO W/ VERTICAL "V" GROOVES AT 12" O.C. SHERWIN WILLIAMS SUMMIT GRAY - SW 7669	3. CORNICE BAND - STUCCO PROJECTION. SEE FINISH LEGEND FOR COLOR.
 P2 - CEMENT STUCCO SHERWIN WILLIAMS ICE CUBE - SW 6252	4. INTEGRATED EXTERIOR WINDOW AND PTAC LOUVER - CLEAR ANODIZED COLOR. SEE WINDOW SCHEDULE.
 P3 - CEMENT STUCCO SHERWIN WILLIAMS OUTERSPACE - SW 6251	5. ALUMINUM STOREFRONT - CLEAR ANODIZED COLOR. SEE WINDOW SCHEDULE.
 P4 - CEMENT STUCCO SHERWIN WILLIAMS SUMMIT GRAY - SW 7669	6. ALUMINUM STOREFRONT (NO GLASS) - CLEAR ANODIZED COLOR.
 P5 - CEMENT STUCCO SHERWIN WILLIAMS CAVIAR - SW 6990	7. AUTOMATIC ALUMINUM SLIDING DOOR - SEE SCHEDULE. CLEAR ANODIZED COLOR.
	8. METAL COPING SYSTEM - MATCH ADJACENT WALL COLOR.
	9. ENTRY CANOPY - SEE FINISH LEGEND FOR COLOR.
	10. SIGNAGE - COORDINATE COLORS AND DESIGN WITH HOTEL BRAND STANDARDS.
	11. ALUMINUM STOREFRONT DOOR - CLEAR ANODIZED COLOR.
	12. EQUIPMENT SCREENING PANELS & ACCESS GATE W/ ANCHORAGE & BRACING AS REQUIRED TO WITHSTAND 150 MPH WIND LOAD. COORDINATE MINIMUM HEIGHT W/ EQUIPMENT.
	13. FIRE DEPT. ACCESS GATE - PERFORATED STAINLESS STEEL PANELS WITH STAINLESS STEEL FRAMES.
	14. ANTI-GRAFFITI SEALANT - PROVIDE ANTI-GRAFFITI COATING ON ALL CEMENT STUCCO FROM BOTTOM TO 1ST CONTROL JOINT (MIN. 10'-0")
	15. STAIR TOWER - EGRESS PATH FROM UPPER FLOORS TO EXTERIOR.
	16. SUNSHADE - PREFINISHED ALUMINUM LOUVERED SUNSHADE 24" X WIDTH OF WINDOW. PROVIDE HURRICANE RESISTANT ATTACHMENT FOR 150 MPH WIND SPEED.
	17. SECURITY SCREEN PANEL - PREFINISHED POWDER COATED 2"X2" WELDED 10 GA WIRE MESH WELDED INTO A 1-1/4"X1-1/4"X13 GA ANGLE FRAME.


AAC

PZ23-12000045

12/16/2024

JOB NUMBER	22031
ISSUE DATE	12-10-24
REVISIONS	

CDG II, L.L.C. © 2024



CONDO HOTEL
872 E MCNAB ROAD
POMPANO BEACH, FLORIDA 33060
ARCHITECTURE | PLANNING | INTERIOR DESIGN | PROCUREMENT
CENTRAL DESIGN GROUP II • 3200 PENN TERRACE, SUITE 100 • COLUMBIA, MISSOURI, 65202 • TEL: 573.441.9391



EXTERIOR
ELEVATIONS
COLOR
A7.3